


SAUNA

by THERMORY®

We want your Sauna by Thermory to be an ideal space for relaxing or entertaining for years and years.

 To help preserve this purchase, please see our maintenance recommendations.

Maintenance Guide



REAL WOOD PRODUCTS



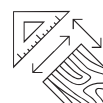
SUSTAINABLE



THERMALLY MODIFIED WOOD




DURABILITY



DIMENSIONAL STABILITY

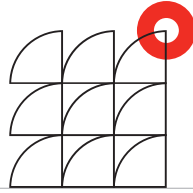


ECO-FRIENDLY / CHEMICAL-FREE PROCESS



During Use


- Only throw water on the heater, not on the walls or benches.
- Don't wear wet swimsuits in the sauna, as water from these will damage the bench.
- To keep the bench fresh, we recommend using seat covers – these can also make it more comfortable to sit on the bench when it is hot.
- Keep an eye on the heating stones, as they may crack over time – whenever necessary, they can be replaced or more stones can be added.



After Each Use

- Wipe the benches with a clean, damp washcloth – don't use running water to clean them to help prevent excess water from pooling on the wooden surfaces.
- Use appropriate cleaning products for the benches and other wooden components, reading the instructions first.
- After cleaning your sauna, allow the surfaces to dry and ensure that the room is well ventilated – we recommend leaving the heater on for at least half an hour with the air vent open and the door and windows closed.
- Avoid using cleaning agents that are unsuitable for saunas – for example, disinfectants bleach the wood and can spoil its surface.

- Inspect the fastenings on the benches and supports, tightening any screws if necessary; they may loosen over time due to changes in the wood caused by heat and humidity.



Things To Avoid

- Don't dry textiles in your sauna, as this can be a fire hazard – excessive moisture can also damage the surface of the wood.
- Avoid heating the sauna beyond the maximum temperature specified by the heater manufacturer – excessive heat may create a fire risk or cause the wood to warp.
- Never use a pressure washer or running water when cleaning your sauna, as excessive moisture can permanently damage the structure and surface of the wood.

How Wood Changes When Used In The Sauna

- Wood is a natural material, and its surface may crack or bend when used in the sauna.
- This is normal due to the extreme and rapid changes in temperature and humidity that occur.
- The risk of wood deformation depends on the material and intensity of use – the effects are also more visible in wider boards.
- Wooden materials in the part of the sauna most exposed to the hot steam may darken over time.
- When new, thermally modified wood may give off a noticeable scent as the sauna is heated, but this will diminish over time.





Thermory USA - Denver

537 W. Highlands Ranch Pkwy, Ste. 114
Highlands Ranch, CO 80129
720.759.7268
support@thermoryusa.com

Thermory USA - Buffalo

56 Harvester Ave, Ste. 1-201
Batavia, NY 14020
585.591.6590
support@thermoryusa.com

→ thermoryusa.com



THERMORY®
LEAVE A LASTING IMPACT